

Name _____

Fiction Comprehension

Directions: Read the passage. Answer the questions after you finish reading.



Wag the Dog



Wag the dog likes to play ball. Dan throws the ball for Wag. Wag chases the ball.



Wag the dog likes to swim. He runs into the water. When he comes out, he shakes and gets Dan wet.



Wag the dog likes to sleep. He has a soft bed. Dan loves Wag.

1. What does Wag the dog like to do?

2. Who throws the ball for Wag?

3. What do you think Wag does that Dan might not like?

4. How do you know Dan loves Wag?

Name _____

Summer Read and Paste

Directions: Cut out each picture at the bottom. Read the sentences and paste the pictures to the correct sentence.

The bee can fly.





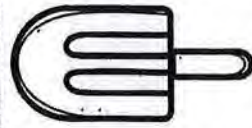
He can ride a
bike.

We will go
swimming.

The flower is
red.

I see a
popsicle.

She likes ice
cream.



Tracking student progress

Student progress can also be tracked on the graphs provided. First you will need to choose the correct graph for the student. For students just learning sight words, you will want to use the graphs for lists 1-3 only. Record the date at the bottom of the graph. Provide your student with a crayon and have him/her color the column up to the number of correct words.

How often to test sight words

Periodically assess the student to ensure he/she is making progress. There is no rule as to how often to assess sight words. This determination will need to be made by you based on your knowledge of the student and how quickly he/she is learning words. Many schools assess sight words three times a year during first and second grade. For students who have intervention plans, assessment of sight words will occur more frequently (twice a month).

How many sight words should students know?

Schools differ greatly in the number of sight words expected at each grade level. Below is a guideline that you may consider. These targets were developed by a committee of reading specialists and teacher consultants.

Kindergarten: Winter- 12+, Spring- 25+
First Grade: Fall- 25+, Winter= 100+, Spring- 175+
Second Grade: Fall- 175+, Winter- 220

List One

the	to	and	he	a
I	you	it	of	in
was	said	his	that	she
for	on	they	but	had
at	him	with	up	all

List Two

look	is	her	there	some
out	as	be	have	go
we	am	then	little	down
do	can	could	when	did
what	so	see	not	were


List Three

get	them	like	one	this
my	would	me	will	yes
big	went	are	come	if
now	long	no	came	ask
very	an	over	your	its

Name _____

Capitalization

Directions: Read each sentence. Use a marker to fix the capitalization errors. Then, rewrite each sentence with the correct capitalization on the lines below.



the dog will chase the ball.

we can have a picnic.

i love going to the woods!

can we cook some s'mores?

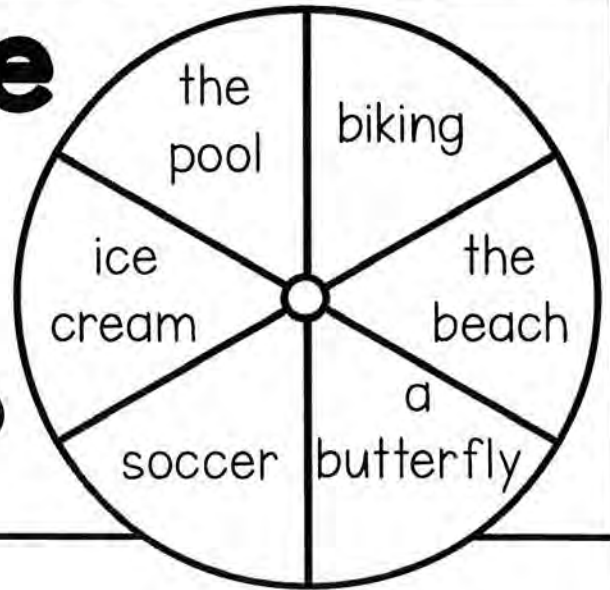
mom and i will get lunch.

did you catch a fish, sam?

my sister and i love to swim!

Spin a Sentence

Directions: Spin with a pencil and paperclip. Write a sentence about the topic where you land. Make sure you add details!



1. _____

2. _____

3. _____

4. _____


5. _____

6. _____

Make up your own sentence about summer!

Name _____

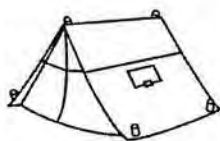
Long and Short Vowel Sort



Directions: Cut the words apart from the bottom of the page. Sort by vowel sound. Glue.

Long Vowel Words

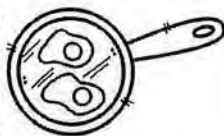
Short Vowel Words



tent




oar



pan




tree



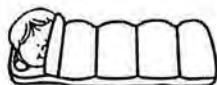
cup



fire




s'more



sleep



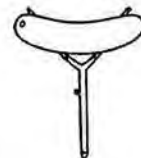
lamp



pot



beans



hot dog

I Spy CVC Words

Directions: Find each CVC word. Color the picture when you find it. Check off each word as you find it.

 wet hit map cup cob sun pot mud bug bed dig lip fan bag pen hat dog hop pin net

Name _____



Matching CVCe Words

Directions: Read the sentence. Trace the CVCe word. Glue the correct picture in the box. Color the pictures.

They will use the rake.

I will eat the white cake.

I see the green bike.


She will get the kite.

Give the bone to the dog.

The leaves are in a pile.


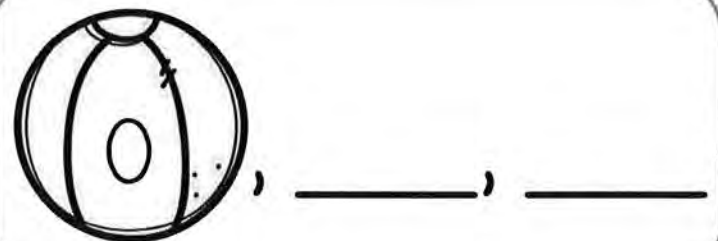
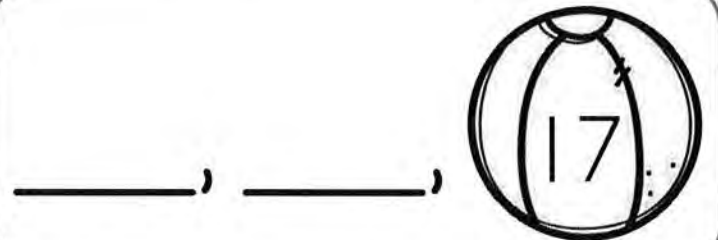
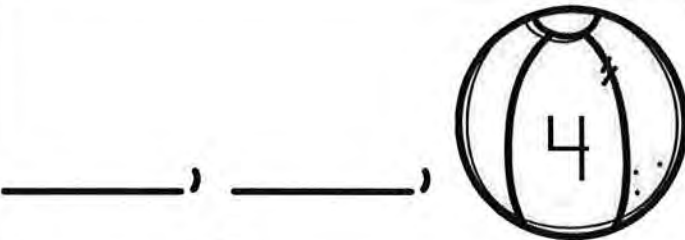

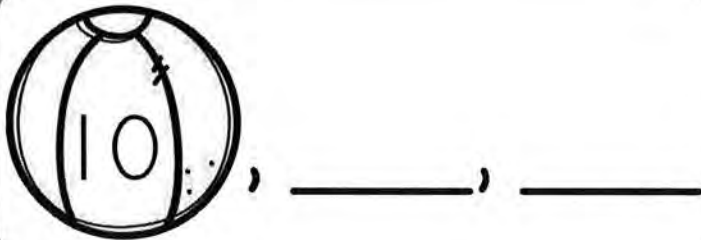
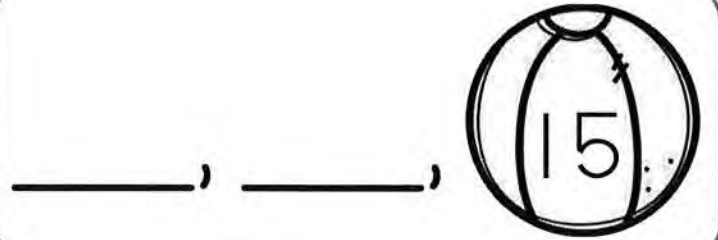
The cage is for the bird.

Do you see the nose?



Missing Numbers


Directions: Fill in the missing numbers using the given numbers. Trace the given numbers.



Name: _____



Sunscreen Painting



Essential Question

Why should we wear sunscreen when we go outside?

Teacher Supplies

- Black construction paper
- Liquid sunscreen (not spray)
- Paint brushes
- Paper plate (or something to hold the sunscreen)

Student Supplies

- Sunscreen Painting Recording Sheet
- Pencil
- Coloring utensils

Learn About it!


Why Should You Wear Sunscreen?
SciShow Kids



Directions: With your teacher's help, observe how sunscreen protects our skin by creating a sunscreen painting.


Step 1

First, squirt some liquid sunscreen onto a paper plate, paint palette, or into a small cup. This will act as your paint.




Step 2

Using a paint brush and black construction paper, paint a picture.



Step 3

Once your picture is dry, place your picture in direct sunlight. Secure your paper by placing a rock in each corner. This will ensure it does not blow away.



Step 4

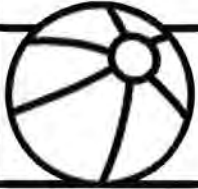

After at least 2 hours in direct sunlight, remove the rocks from the corners of your paper. What happened to the color of the construction paper?

Based on what you observed in step 4, what do you think sunscreen does for our skin?

Name _____

Non-Living and Living

Directions: Cut out the images. Sort into living and non-living. Glue and color.



Non-Living

Living



fire



tree



flamingo



flower



sand toys



hat



butterfly




rug



plant



car



shark



rocks

Name: _____

Date: _____

100's Chart

Directions: Fill in the missing numbers.

1	2	3	4		6	7	8	9	10
11	12		14	15	16		18	19	20
21	22	23		25	26		28		30
31	32		34	35	36	37	38	39	
41		43	44		46	47	48	49	50
51	52	53	54		56	57		59	60
61		63		65	66	67	68		70
71	72	73		75	76	77		79	
81	82		84	85	86		88	89	90
	92	93	94		96	97	98	99	