



River
City
Science
Academy
Innovation

For incoming
1st Grade
students

Summer Packet

Name _____

Please return this completed packet to your teacher(s) the first week of school. This will be counted as a grade and included in the first nine weeks report card.

2020-2021

School





Year



On My Way to 1st Grade!

June Reading Log

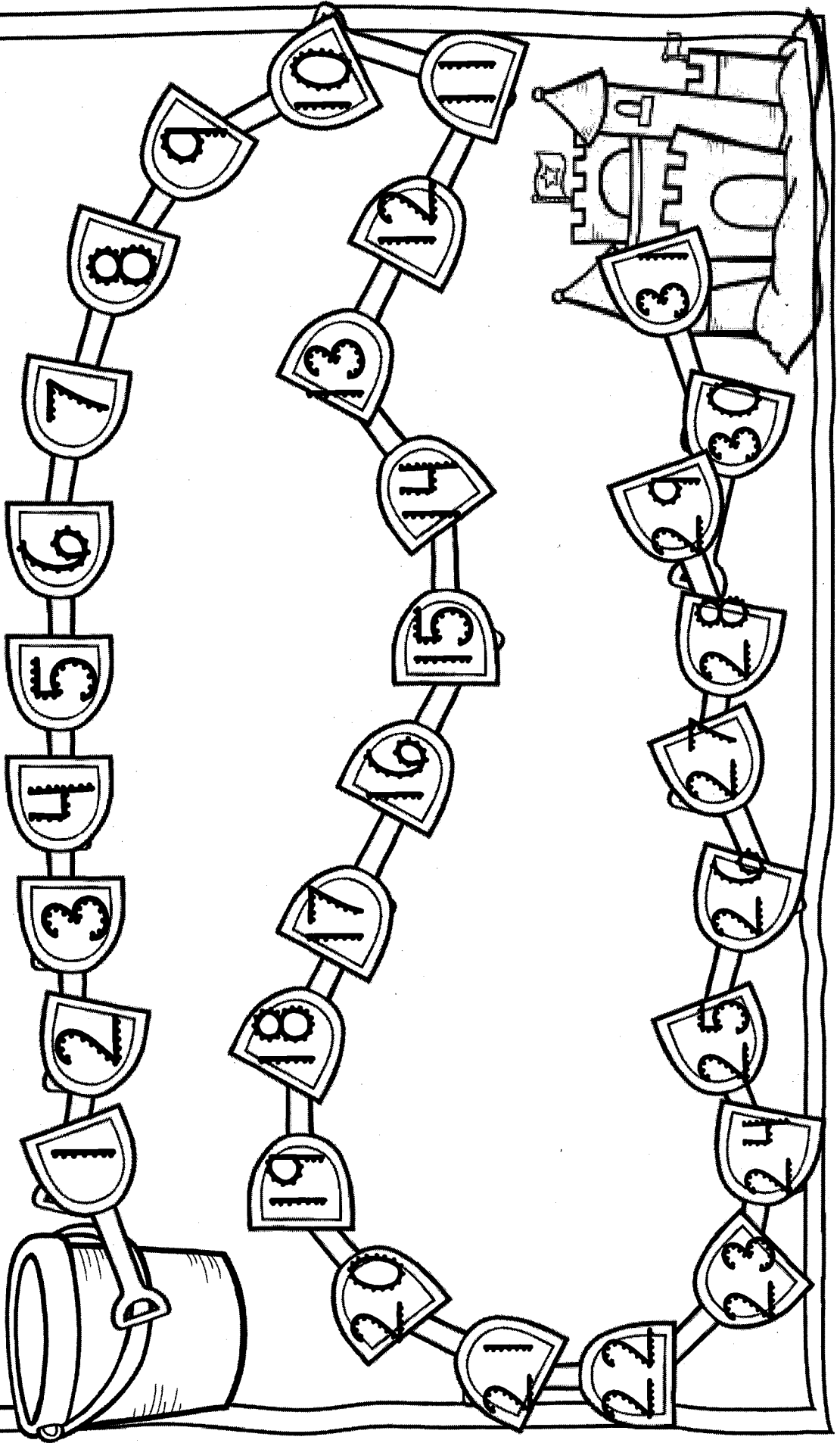
Color in a shell for every 20 minutes you read per day. Can you build a sand castle?



On My Way to 1st Grade!

JULY Reading Log

Color in a shovel for every 20 minutes you read per day. Can you build a sand castle?






Name _____

Practice *YOUR* Printing (CAPITALS)

A B C D E F G

H I J K L M N

O P Q R S T U

V W X Y Z   

DIRECTIONS: Trace the capital letters. Color a star each time you trace them.

Name _____

Practice *YOUR* Printing (lowercase)

a b c d e f g

h i j k l m n o

p q r s t u v

w x y z




DIRECTIONS: Trace the lowercase letters. Color a star each time you trace them.

Name _____



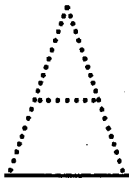
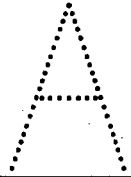
© Kendra's Kindergarten 2015

Practice Your Letters




Write three words that start with A.

Practice printing your As.



Name _____

Practice Your Letters



Write three words that start with B.

Practice printing your Bs.

B


B

b

b

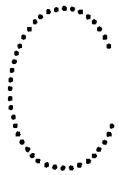
Name _____

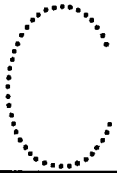
Practice Your Letters



Write three words that start with C.

Practice printing your Cs.









Name _____

Practice Your Letters



Write three words that start with D.

Practice printing your Ds.

D

D


d

d

Name _____

© Kendra's Kindergarten 2015

Practice Your Letters



Write three words that start with E.

Practice printing your Es.

E


E

e

e

Name _____

Practice Your Letters



Write three words that start with F.

Practice printing your Fs.

F

F


f

f

Name _____


© Kendra's Kindergarten 2015

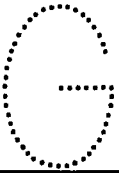
Practice Your Letters

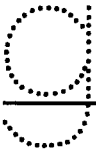



Write three words that start with G.

Practice printing your Gs.










Name _____

© Kendra's Kindergarten 2015

Practice Your Letters



Write three words that start with H.

Practice printing your Hs.

H


H

h

h



Name _____

Practice Your Letters



Write three words that start with I.


Practice printing your Is.



Name _____

© Kendra's Kindergarten 2015

Practice *your* Letters



Write three words that start with J.

Practice printing your Js.

J

J


j

j

Name _____

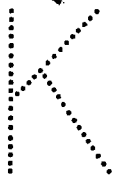
© Kendra's Kindergarten 2015

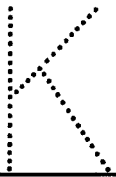
Practice Your Letters



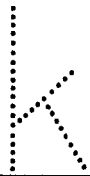
Write three words that start with K.

Practice printing your Ks.










Name _____

Practice Your Letters



Write three words that start with L.

Practice printing your Ls.

.....

.....


.....

.....

Name _____

© Kendra's Kindergarten 2015

Practice Your Letters



Write three words that start with M.

Practice printing your Ms.

M

M

m

m

Name _____

Practice *Your* Letters



Write three words that start with N.

Practice printing your Ns.

N

N


n

n

Name _____



© Kendra's Kindergarten 2015

Practice Your Letters



Write three words that start with O.


Practice printing your Os.



Name _____

© Kendra's Kindergarten 2015

Practice Your Letters



Write three words that start with P.

Practice printing your Ps.

P

P


p

p

Name _____


© Kendra's Kindergarten 2015


Practice Your Letters

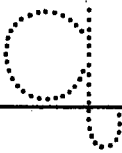


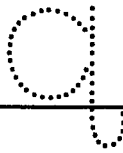
Write three words that start with Q.

Practice printing your Qs.





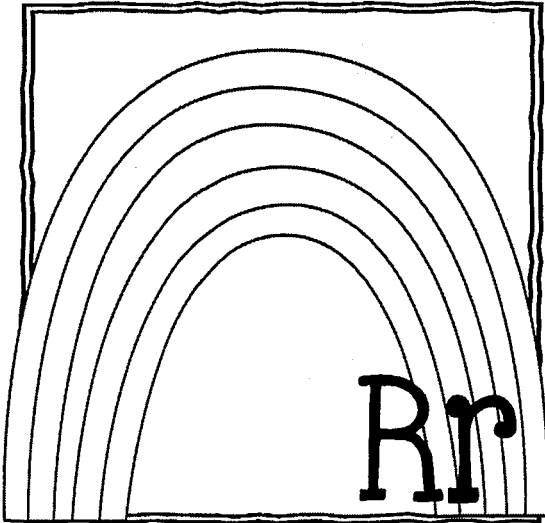




Name _____

© Kendra's Kindergarten 2015

Practice Your Letters



Write three words that start with R.

Practice printing your Rs.

R

R


r

r

Name _____

© Kendra's Kindergarten 2015

Practice Your Letters



Write three words that start with S.

Practice printing your Ss.

S


S

S

S

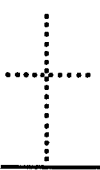
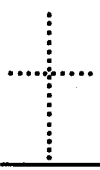


Name _____

Practice Your Letters



Write three words that start with T.


Practice printing your Ts.



Name _____

© Kendra's Kindergarten 2015

Practice Your Letters



Write three words that start with U.

Practice printing your Us.

U

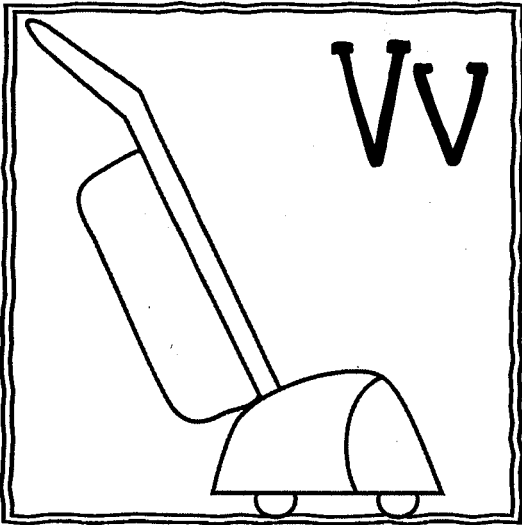
U

U

U

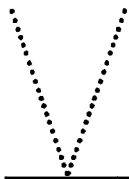
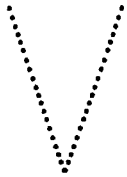
Name _____

Practice Your Letters



Write three words that start with V.


Practice printing your Vs.



Name _____

© Kendra's Kindergarten 2015

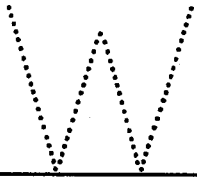
Practice Your Letters



Write three words that start with W.

Practice printing your Ws.



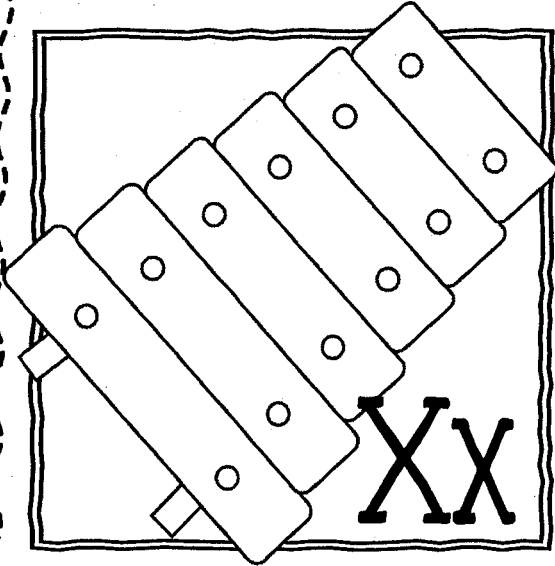






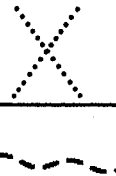
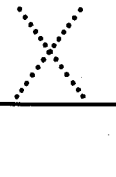
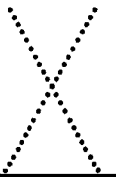
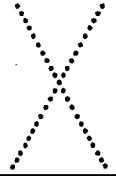
Name _____

Practice Your Letters



Write three words that end with X.


Practice printing your Xs.



Name _____

© Kendra's Kindergarten 2015

Practice *your* Letters



Write three words that start with Y.

Practice printing your Ys.

Y

Y

Y

Y

Name _____

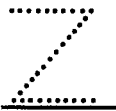

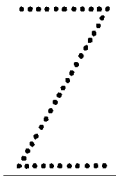
© Kendra's Kindergarten 2015

Practice Your Letters



Write three words that start with Z.

Practice printing your Zs.




Name _____



COUNTING Syllables



1	2	3	4

DIRECTIONS: Cut out the cards on the "Counting Syllables Cards" sheet.
Glue them in the correct column to show how many syllables are in each word.




Name _____

Counting Syllables Cards



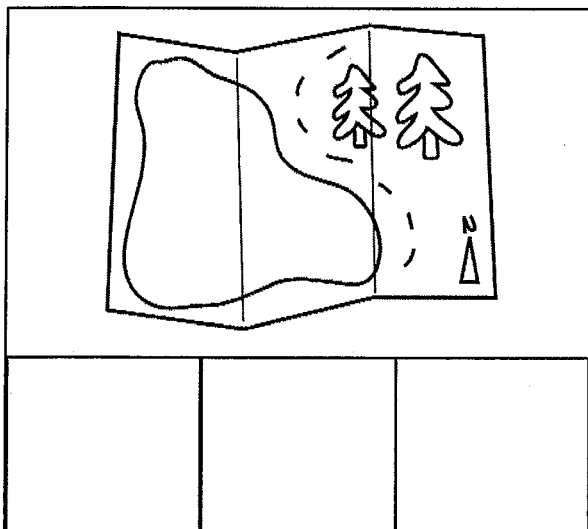




DIRECTIONS: Cut out the cards. Glue them in the correct column on the "Counting Syllables" sheet to show how many syllables are in each word.




Name _____

CVC Cut AND Paste




DIRECTIONS: Cut and paste the letters to build the cvc words.




Name _____

© Kendra's Kindergarten 2015

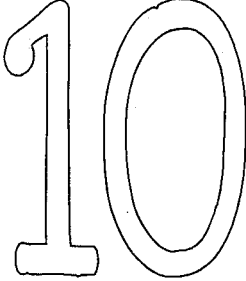
CVC Cut AND Paste




--	--	--



--	--	--




--	--	--



--	--	--

n	t	e	e	t	e
w	e	t	b	v	j


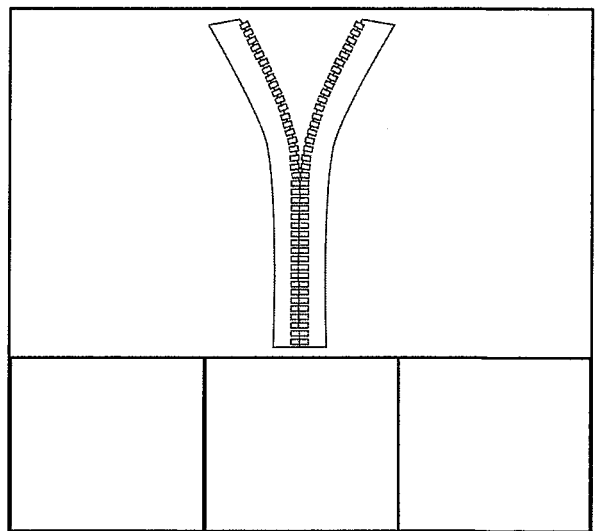



DIRECTIONS: Cut and paste the letters to build the cvc words.




Name _____

© Kendra's Kindergarten 2015

CVC Cut AND Paste







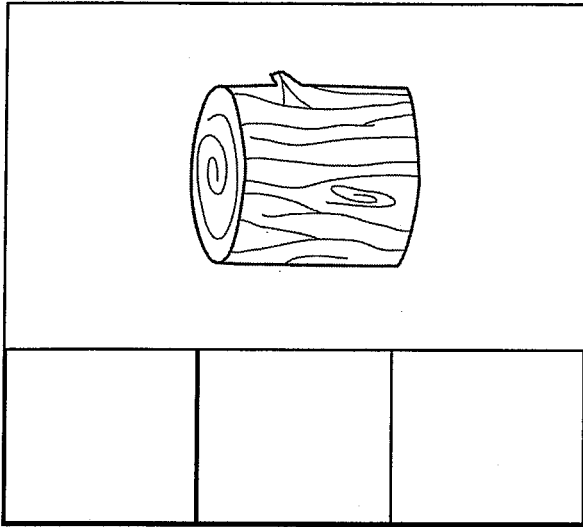
DIRECTIONS: Cut and paste the letters to build the cvc words.




Name _____

© Kendra's Kindergarten 2015

CVC Cut AND Paste





DIRECTIONS: Cut and paste the letters to build the cvc words.



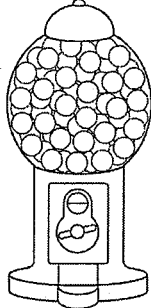
Name _____

© Kendra's Kindergarten 2015


CVC Cut AND Paste




--	--	--




--	--	--




--	--	--



--	--	--





DIRECTIONS: Cut and paste the letters to build the cvc words.

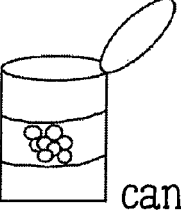



Name _____

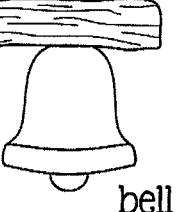
Time to Rhyme


 dog		
--	--	--


 fin		
---	--	--


 can		
--	--	--


 cat		
---	--	--


 bell		
--	--	--

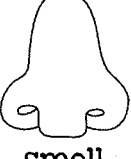
 bug		
---	--	--

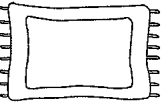
 pin
--


 frog

 bat
--

 log
--

 smell
--


 rug
--


 shell
--

 man
--


 mug
--

 fan

 hat
--


 twin


DIRECTIONS: Cut out the pictures on the bottom. Glue them next to the rhyming picture on the top.

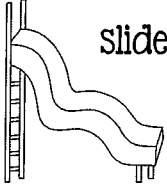



Name _____


Time to Rhyme 2


 <p>pail</p>		
---	--	--

 <p>bee</p>		
---	--	--

 <p>slide</p>		
--	--	--

 <p>goat</p>		
---	--	--


 <p>snake</p>		
--	--	--

 <p>hive</p>		
---	--	--

snail tree boat ride dive see


cake five sale note cried make

DIRECTIONS: Cut out the words on the bottom. Glue them next to the rhyming picture on the top.

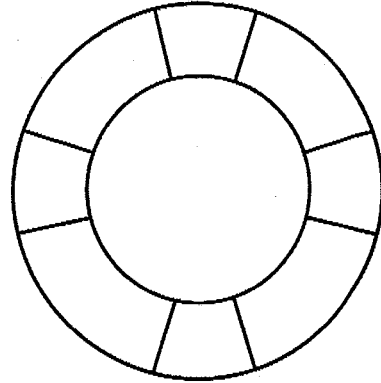



Name _____

© Kendra's Kindergarten 2015


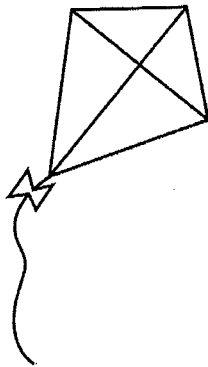


Silent *e* Words



--	--	--	--

--	--	--	--



--	--	--	--

--	--	--	--

DIRECTIONS: Write letters to spell these "silent e" words.

Name _____



Silent e Words 2

--	--	--	--

--	--	--	--


--	--	--	--

--	--	--	--


DIRECTIONS: Write letters to spell these "silent e" words.

Name _____

When two Vowels go Walking...



p




b

n



r

n



g


t

ai ea ie oa


DIRECTIONS: Choose a vowel pair from the box to complete each word.

Name _____


When Two Vowels go Walking (2)...




n		i
---	--	---



s		i
---	--	---



t	r		
---	---	--	--



g	i		
---	---	--	--

ee ea ue ai

DIRECTIONS: Choose a vowel pair from the box to complete each word.

Name _____

Roll and Trace Sight Words

the	could	is	are	been	very
from	of	your	he	a	come
for	we	her	and	does	their
or	was	you	no	were	by
where	to	said	they	do	be
1	2	3	4	5	6

DIRECTIONS: Roll a dice. Read and trace a word above the number you roll.
Continue until all words have been read and traced.

Name _____

Change It

	Change the Beginning Sound	Change the Middle Sound	Change the Ending Sound
cat	at	c t	ca
beg	eg	b g	be
pin	in	p n	pi
mop	op	m p	mo
rug	ug	r g	ru

DIRECTIONS: Read the first word in each row. Change the beginning sound, the middle sound, and the ending sound to make new, real words.

Name _____

Characters AND Setting

It was a nice day at the lake. Dan and Liz went for a ride in the boat. Dan has a red hat. Liz has a blue hat. Dan and Liz had fun in the sun.


Draw the setting.

Draw the characters.

DIRECTIONS: Read the story. Draw a picture of the story's setting. Draw a picture of the characters.

Name _____

Picture & Write



DIRECTIONS: Write a story to go with the picture. Use some of the labels to help you write.

Name _____

© Kendra's Kindergarten 2015

Read AND draw Simple Sentences


The dog likes to play.

I have a red bike. It is fast.

The pink pig rolls in the mud.

I can see six kites.

DIRECTIONS: Read each sentence and draw a picture to match.



Name _____

Read AND draw Simple Sentences 2


When the sun is hot I like to eat ice cream.

Look at the seal. He leaps in the sea.

Mom will bake a cake for my birthday.

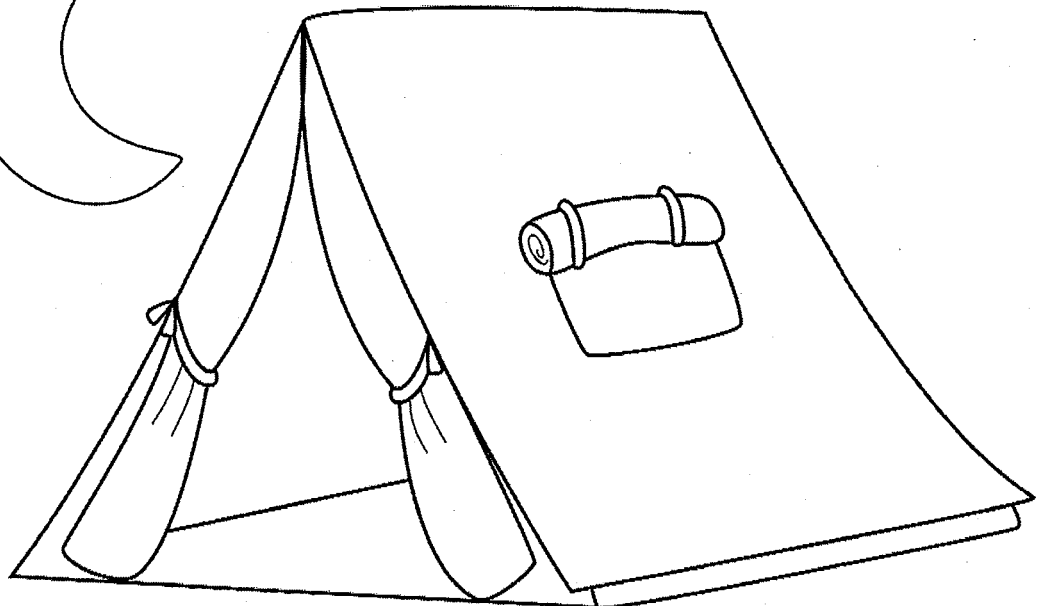

I laugh at the funny joke

DIRECTIONS: Read each sentence and draw a picture to match.



Name _____


Sentence SCRAMBLES



--	--	--	--	--	--	--

my sleep I like to tent. in

DIRECTIONS: Cut out the words. Unscramble the sentence and glue it in the boxes above.



Name _____


Sentence Scrambles 2




--	--	--	--	--	--	--	--

We	castle	a	made	the	beach.	at
----	--------	---	------	-----	--------	----

DIRECTIONS: Cut out the words. Unscramble the sentence and glue it in the boxes above.

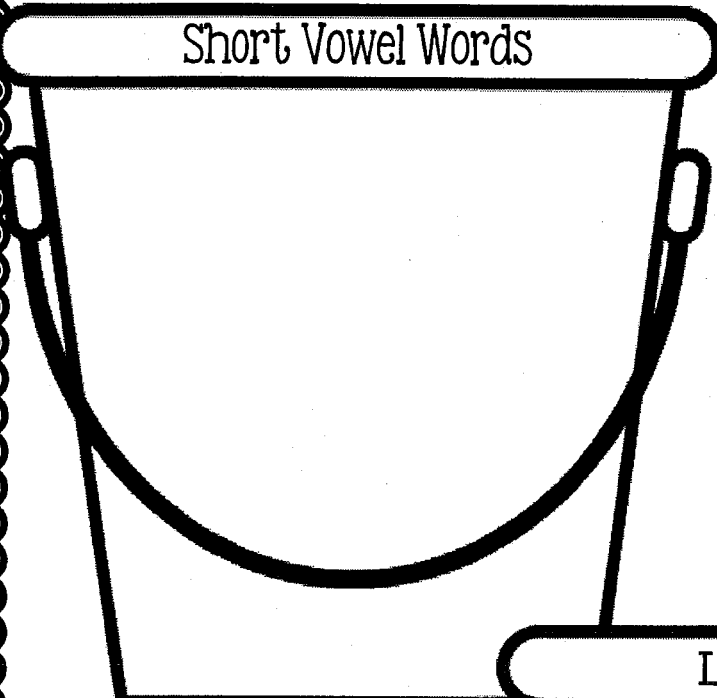


Name _____


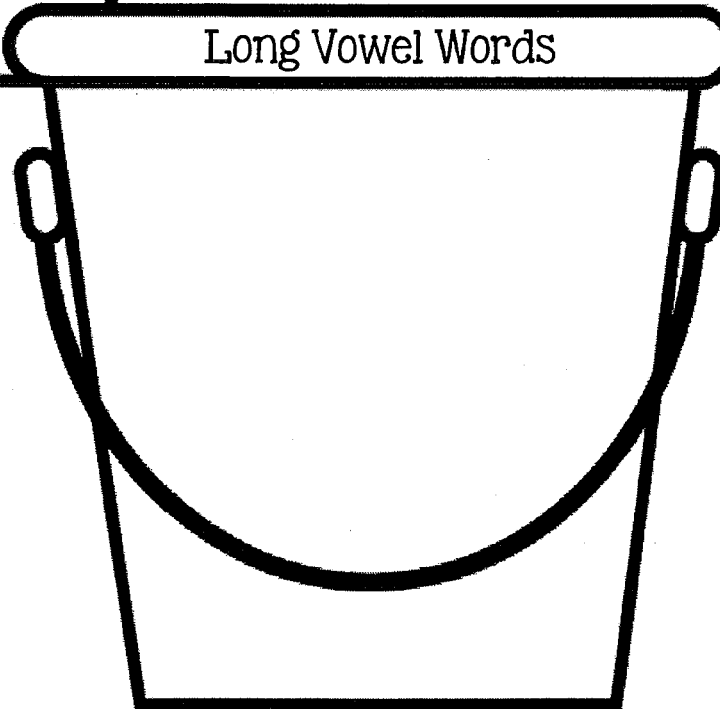


Short and Long ^aVowel Sort


Short Vowel Words



Long Vowel Words



DIRECTIONS: Cut out the pictures. Glue them onto the correct bucket.



Name _____

© Kendra's Kindergarten 2015

Summer Sequencing

It is June. The kids will swim today. Jake gets his beach ball. Grace gets her sun tan lotion and her ice tea. Neal gets his tube. Sue gets two noodles. The kids are all ready for a fun day in the pool!

1

First

2





Next

3


Then

4

Last



DIRECTIONS: Read the story. Cut out the pictures and glue them in order.



Name _____

© Kendra's Kindergarten 2015

Summer Sequencing 2

Each summer I like to camp. I need to bring my tent. I need to bring my map. I need to bring my boat and the paddles. I need to bring my sleeping bag. I need a lot of things when I camp!

1

First

2

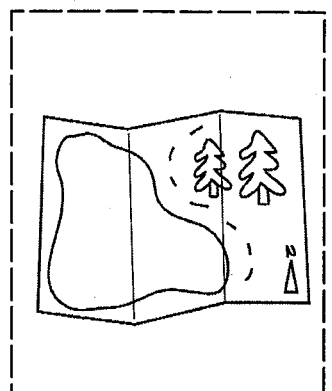
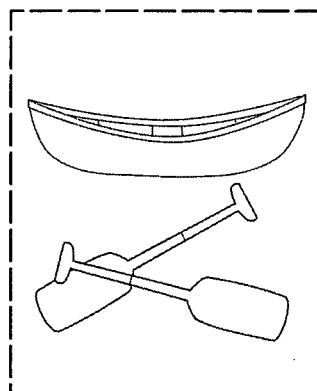
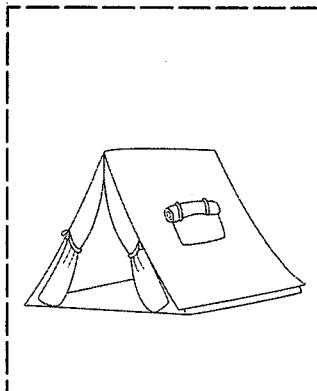
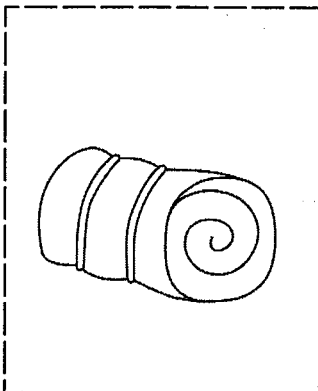
Next

3

Then

4

Last



DIRECTIONS: Read the story. Cut out the pictures and glue them in order.



Name _____

© Kendra's Kindergarten 2015

SUMMER Sequencing 3

It is fun to grow a garden. First, you plant some seeds. Next, you water the seeds. Then, the seeds start to grow. Soon you have a beautiful flower!

1

First

2

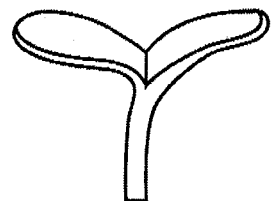


Next

3


Then

4


Last



DIRECTIONS: Read the story. Cut out the pictures and glue them in order.



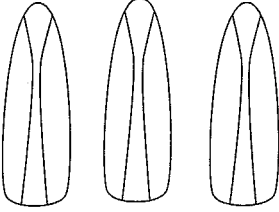
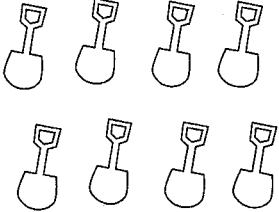

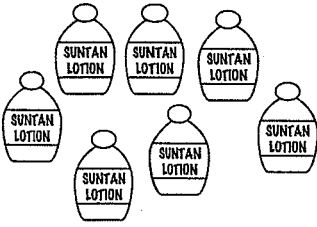
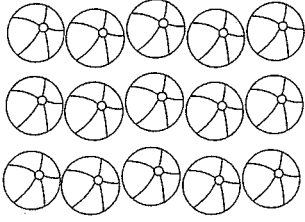

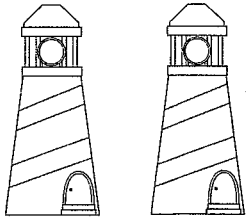


Name _____




How Many? Cut AND Paste

© Kendra's Kindergarten 2015

 <input type="text"/>	 <input type="text"/>
 <input type="text"/>	<input type="text"/>
 <input type="text"/>	 <input type="text"/>
 <input type="text"/>	 <input type="text"/>
 <input type="text"/>	 <input type="text"/>


5
8
11
3
5
0
7
12
2
9

DIRECTIONS: Count the objects. Cut out the numbers and glue them in the correct boxes.



Name _____

Count to 100




1	2				6			9	
		13				17			20
21				25			28		
	32				36			39	
41			44						
				55			58		
	62							69	
		73							80
81							88		
	92							99	

DIRECTIONS: Fill in the missing numbers.

Name _____

Count to 100 BY tens



10		30					80		100
----	--	----	--	--	--	--	----	--	-----

	20			50				90	
--	----	--	--	----	--	--	--	----	--

		30							100
--	--	----	--	--	--	--	--	--	-----

10				50				90	
----	--	--	--	----	--	--	--	----	--


	20				60				100
--	----	--	--	--	----	--	--	--	-----

DIRECTIONS: Fill in the missing numbers. Count by 10s.

Name _____

Count to 100

© Kendra's Kindergarten 2015



DIRECTIONS: Fill in the 100 chart. Count by 1s.

Name _____

Add to Two

$$\begin{array}{r} 2 \\ + 0 \\ \hline \end{array}$$

$$\begin{array}{r} 3 \\ + 1 \\ \hline \end{array}$$

$3 + 1 =$

$$\begin{array}{r} 1 \\ + 1 \\ \hline \end{array}$$

$$\begin{array}{r} 1 \\ + 0 \\ \hline \end{array}$$

$2 + 1 =$

$$\begin{array}{r} 4 \\ + 0 \\ \hline \end{array}$$

$$\begin{array}{r} 1 \\ + 1 \\ \hline \end{array}$$

$0 + 2 =$

$$\begin{array}{r} 1 \\ + 2 \\ \hline \end{array}$$


$$\begin{array}{r} 4 \\ + 0 \\ \hline \end{array}$$

$2 + 3 =$

$3 + 0 =$

$2 + 3 =$

$$\begin{array}{r} 0 \\ + 5 \\ \hline \end{array}$$



DIRECTIONS: Circle the addition problems that have a sum of 2.

Name _____

Add to Three

$$\begin{array}{r} 2 \\ + 1 \\ \hline \end{array}$$

$$\begin{array}{r} 3 \\ + 0 \\ \hline \end{array}$$

$4 + 1 =$

$$\begin{array}{r} 1 \\ + 2 \\ \hline \end{array}$$

$$\begin{array}{r} 1 \\ + 0 \\ \hline \end{array}$$

$3 + 1 =$

$$\begin{array}{r} 4 \\ + 1 \\ \hline \end{array}$$

$$\begin{array}{r} 0 \\ + 1 \\ \hline \end{array}$$

$0 + 3 =$

$$\begin{array}{r} 1 \\ + 2 \\ \hline \end{array}$$


$$\begin{array}{r} 4 \\ + 0 \\ \hline \end{array}$$

$2 + 3 =$

$3 + 0 =$

$2 + 2 =$

$$\begin{array}{r} 0 \\ + 5 \\ \hline \end{array}$$



DIRECTIONS: Circle the addition problems that have a sum of 3.

Name _____

Add to Four

$$\begin{array}{r} 2 \\ + 2 \\ \hline \end{array}$$

$$\begin{array}{r} 4 \\ + 0 \\ \hline \end{array}$$

$4 + 1 =$

$$\begin{array}{r} 2 \\ + 2 \\ \hline \end{array}$$

$$\begin{array}{r} 1 \\ + 0 \\ \hline \end{array}$$

$3 + 1 =$

$$\begin{array}{r} 3 \\ + 1 \\ \hline \end{array}$$

$$\begin{array}{r} 4 \\ + 1 \\ \hline \end{array}$$

$0 + 4 =$

3

$$\begin{array}{r} 5 \\ + 0 \\ \hline \end{array}$$


$2 + 3 =$

$$\begin{array}{r} 3 \\ + 2 \\ \hline \end{array}$$

$3 + 1 =$

$2 + 2 =$

$$\begin{array}{r} 0 \\ + 0 \\ \hline \end{array}$$



DIRECTIONS: Circle the addition problems that have a sum of 4.

Name _____

Add to Five

$$\begin{array}{r} 3 \\ + 2 \\ \hline \end{array}$$

$$\begin{array}{r} 4 \\ + 0 \\ \hline \end{array}$$

$4 + 1 =$

$$\begin{array}{r} 2 \\ + 3 \\ \hline \end{array}$$

$$\begin{array}{r} 1 \\ + 1 \\ \hline \end{array}$$

$3 + 2 =$

$$\begin{array}{r} 3 \\ + 1 \\ \hline \end{array}$$

$$\begin{array}{r} 4 \\ + 1 \\ \hline \end{array}$$

$0 + 2 =$

$$\begin{array}{r} 2 \\ + 2 \\ \hline \end{array}$$


$$\begin{array}{r} 5 \\ + 0 \\ \hline \end{array}$$

$2 + 3 =$

$3 + 1 =$

$2 + 2 =$

$$\begin{array}{r} 1 \\ + 1 \\ \hline \end{array}$$



DIRECTIONS: Circle the addition problems that have a sum of 5.

Name _____

Adding doubles

$$\begin{array}{r} 3 \\ + 3 \\ \hline \end{array}$$

$$\begin{array}{r} 4 \\ + 4 \\ \hline \end{array}$$

$$\begin{array}{r} 5 \\ + 5 \\ \hline \end{array}$$

$$\begin{array}{r} 2 \\ + 2 \\ \hline \end{array}$$

$$\begin{array}{r} 1 \\ + 1 \\ \hline \end{array}$$

$$\begin{array}{r} 0 \\ + 0 \\ \hline \end{array}$$

$$\begin{array}{r} 3 \\ + 3 \\ \hline \end{array}$$

$$\begin{array}{r} 4 \\ + 4 \\ \hline \end{array}$$

$$\begin{array}{r} 2 \\ + 2 \\ \hline \end{array}$$

$$\begin{array}{r} 5 \\ + 5 \\ \hline \end{array}$$

$$\begin{array}{r} 1 \\ + 1 \\ \hline \end{array}$$

$$\begin{array}{r} 0 \\ + 0 \\ \hline \end{array}$$



DIRECTIONS: Solve the addition problems. Be sure to memorize these facts.

Name _____

Addition facts to 5

$$\begin{array}{r} 3 \\ + 2 \\ \hline \end{array}$$

$$\begin{array}{r} 4 \\ + 1 \\ \hline \end{array}$$

$$\begin{array}{r} 2 \\ + 0 \\ \hline \end{array}$$

$$\begin{array}{r} 4 \\ + 0 \\ \hline \end{array}$$

$$\begin{array}{r} 2 \\ + 1 \\ \hline \end{array}$$

$$\begin{array}{r} 3 \\ + 0 \\ \hline \end{array}$$

$$\begin{array}{r} 1 \\ + 1 \\ \hline \end{array}$$

$$\begin{array}{r} 5 \\ + 0 \\ \hline \end{array}$$

$$\begin{array}{r} 2 \\ + 3 \\ \hline \end{array}$$

$$\begin{array}{r} 1 \\ + 3 \\ \hline \end{array}$$

$$\begin{array}{r} 2 \\ + 2 \\ \hline \end{array}$$

$$\begin{array}{r} 0 \\ + 0 \\ \hline \end{array}$$



DIRECTIONS: Solve the addition problems as fast as you can.

Name _____

Addition to 10

$$\begin{array}{r} 3 \\ + 4 \\ \hline \end{array}$$

$$\begin{array}{r} 4 \\ + 4 \\ \hline \end{array}$$

$$\begin{array}{r} 6 \\ + 0 \\ \hline \end{array}$$

$$\begin{array}{r} 2 \\ + 5 \\ \hline \end{array}$$

$$\begin{array}{r} 4 \\ + 5 \\ \hline \end{array}$$

$$\begin{array}{r} 3 \\ + 2 \\ \hline \end{array}$$

$$\begin{array}{r} 9 \\ + 1 \\ \hline \end{array}$$

$$\begin{array}{r} 4 \\ + 2 \\ \hline \end{array}$$

$$\begin{array}{r} 3 \\ + 3 \\ \hline \end{array}$$

$$\begin{array}{r} 6 \\ + 3 \\ \hline \end{array}$$

$$\begin{array}{r} 2 \\ + 8 \\ \hline \end{array}$$

$$\begin{array}{r} 3 \\ + 5 \\ \hline \end{array}$$



DIRECTIONS: Solve the addition problems. Use counters if needed.

Name _____

Addition to 10 (2)

$$\begin{array}{r} 3 \\ + 7 \\ \hline \end{array}$$

$$\begin{array}{r} 2 \\ + 4 \\ \hline \end{array}$$

$$\begin{array}{r} 8 \\ + 0 \\ \hline \end{array}$$

$$\begin{array}{r} 2 \\ + 6 \\ \hline \end{array}$$

$$\begin{array}{r} 5 \\ + 5 \\ \hline \end{array}$$

$$\begin{array}{r} 3 \\ + 1 \\ \hline \end{array}$$

$$\begin{array}{r} 1 \\ + 4 \\ \hline \end{array}$$


$$\begin{array}{r} 4 \\ + 3 \\ \hline \end{array}$$

$$\begin{array}{r} 3 \\ + 2 \\ \hline \end{array}$$

$$\begin{array}{r} 6 \\ + 4 \\ \hline \end{array}$$

$$\begin{array}{r} 2 \\ + 2 \\ \hline \end{array}$$

$$\begin{array}{r} 3 \\ + 6 \\ \hline \end{array}$$



DIRECTIONS: Solve the addition problems. Use counters if needed.

Name _____

Addition to 10 (3)

$$\begin{array}{r} 2 \\ + 7 \\ \hline \end{array}$$

$$\begin{array}{r} 2 \\ + 5 \\ \hline \end{array}$$

$$\begin{array}{r} 4 \\ + 4 \\ \hline \end{array}$$

$$\begin{array}{r} 3 \\ + 7 \\ \hline \end{array}$$

$$\begin{array}{r} 5 \\ + 4 \\ \hline \end{array}$$

$$\begin{array}{r} 3 \\ + 4 \\ \hline \end{array}$$

$$\begin{array}{r} 6 \\ + 4 \\ \hline \end{array}$$

$$\begin{array}{r} 5 \\ + 3 \\ \hline \end{array}$$

$$\begin{array}{r} 3 \\ + 1 \\ \hline \end{array}$$

$$\begin{array}{r} 6 \\ + 2 \\ \hline \end{array}$$

$$\begin{array}{r} 5 \\ + 2 \\ \hline \end{array}$$

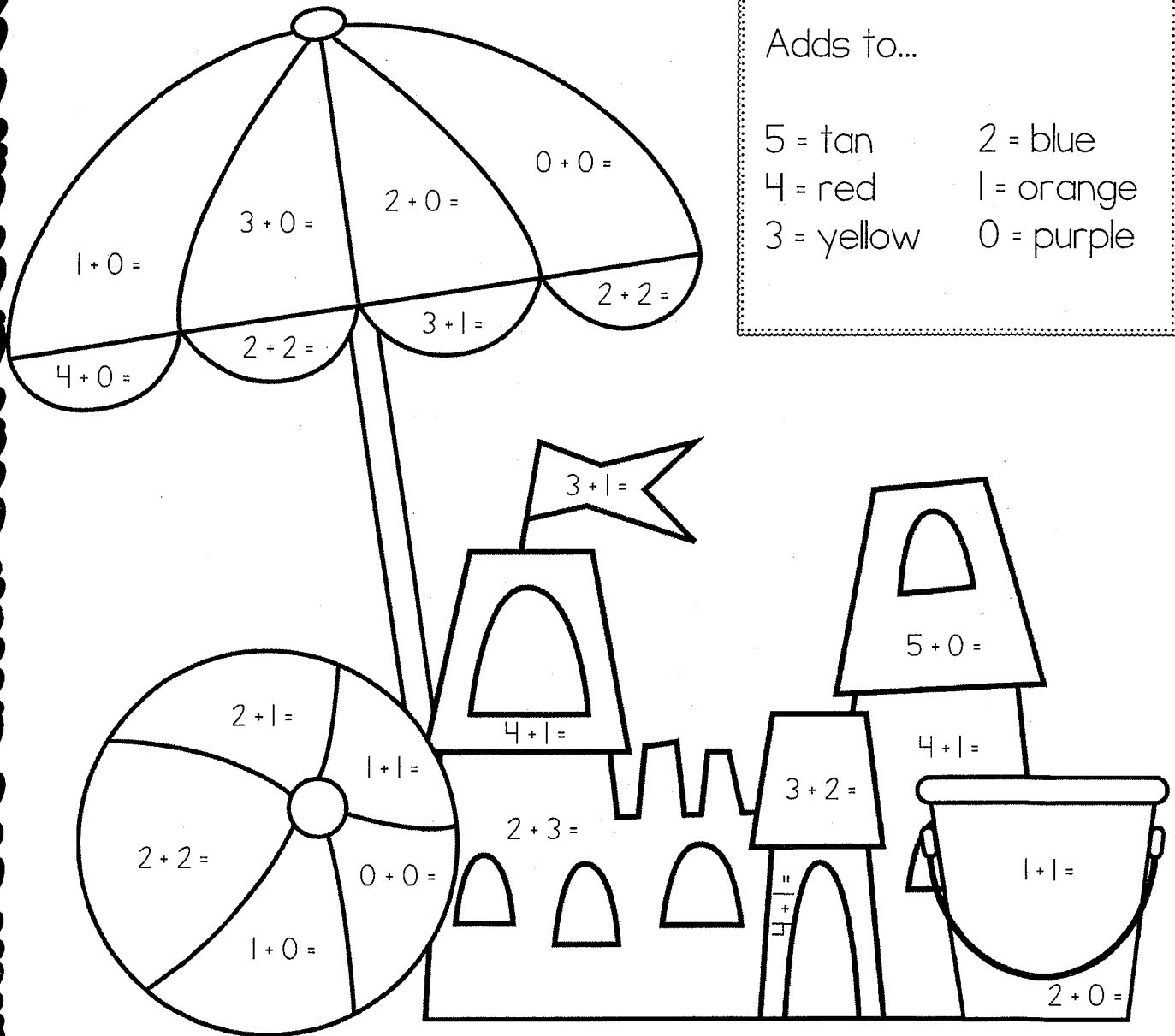
$$\begin{array}{r} 1 \\ + 7 \\ \hline \end{array}$$



DIRECTIONS: Solve the addition problems. Use counters if needed.

Name _____


Color & Number



DIRECTIONS: Color the picture according the directions in the box.

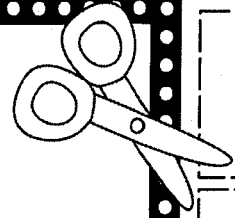
Name _____

Add to Make 10



DIRECTIONS: On each stick, write the number on the blank marshmallow that adds with the other number to make ten.

Name _____




Missing Addend Cut AND Paste

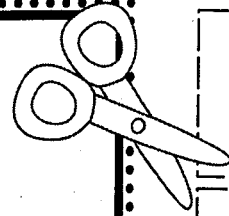
$4 + \square = 5$	$3 + \square = 6$
$2 + \square = 7$	$1 + \square = 8$
$4 + \square = 10$	$3 + \square = 5$
$9 + \square = 9$	$4 + \square = 8$
$1 + \square = 9$	$1 + \square = 10$

- 1
- 2
- 4
- 3
- 7
- 5
- 0
- 6
- 8
- 9

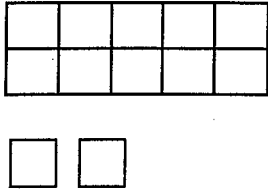

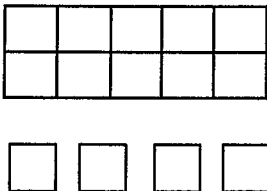

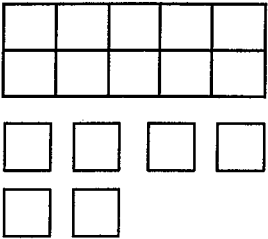

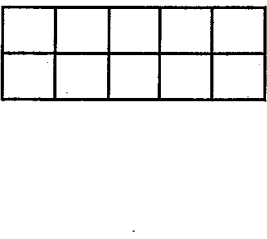

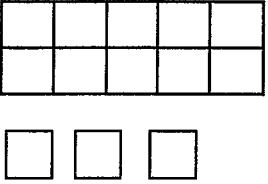

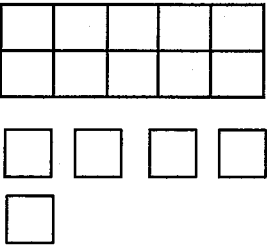

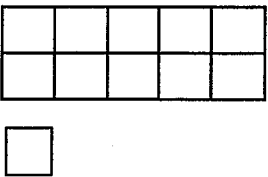

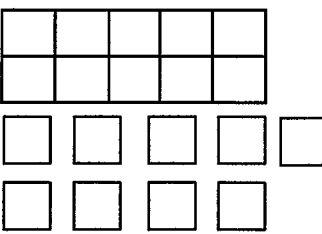

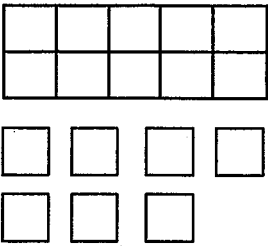



DIRECTIONS: Cut out the numbers and glue them in the boxes to fill in the missing addends.



Name _____



Base Tens Cut AND Paste

DIRECTIONS: Count the blocks. Cut out the numbers and glue them in the correct boxes.

- 10
- 11
- 12
- 13
- 14
- 15
- 16
- 17
- 18
- 19

Name _____

Subtraction facts to 5

$$\begin{array}{r} 3 \\ - 2 \\ \hline \end{array}$$

$$\begin{array}{r} 4 \\ - 1 \\ \hline \end{array}$$

$$\begin{array}{r} 2 \\ - 0 \\ \hline \end{array}$$

$$\begin{array}{r} 4 \\ - 2 \\ \hline \end{array}$$

$$\begin{array}{r} 5 \\ - 1 \\ \hline \end{array}$$

$$\begin{array}{r} 1 \\ - 0 \\ \hline \end{array}$$

$$\begin{array}{r} 1 \\ - 1 \\ \hline \end{array}$$


$$\begin{array}{r} 5 \\ - 2 \\ \hline \end{array}$$

$$\begin{array}{r} 4 \\ - 3 \\ \hline \end{array}$$

$$\begin{array}{r} 5 \\ - 3 \\ \hline \end{array}$$

$$\begin{array}{r} 3 \\ - 1 \\ \hline \end{array}$$

$$\begin{array}{r} 0 \\ - 0 \\ \hline \end{array}$$



DIRECTIONS: Solve the subtraction problems as fast as you can.

Name _____

Subtraction to 10

$$\begin{array}{r} 7 \\ - 2 \\ \hline \end{array}$$

$$\begin{array}{r} 8 \\ - 1 \\ \hline \end{array}$$

$$\begin{array}{r} 10 \\ - 0 \\ \hline \end{array}$$

$$\begin{array}{r} 6 \\ - 3 \\ \hline \end{array}$$

$$\begin{array}{r} 9 \\ - 1 \\ \hline \end{array}$$

$$\begin{array}{r} 6 \\ - 2 \\ \hline \end{array}$$

$$\begin{array}{r} 7 \\ - 4 \\ \hline \end{array}$$


$$\begin{array}{r} 8 \\ - 5 \\ \hline \end{array}$$

$$\begin{array}{r} 9 \\ - 3 \\ \hline \end{array}$$

$$\begin{array}{r} 8 \\ - 5 \\ \hline \end{array}$$

$$\begin{array}{r} 7 \\ - 6 \\ \hline \end{array}$$

$$\begin{array}{r} 9 \\ - 9 \\ \hline \end{array}$$



DIRECTIONS: Solve the subtraction problems. Use counters if needed.

Name _____

Subtraction to 10 (2)

$$\begin{array}{r} 7 \\ - 3 \\ \hline \end{array}$$

$$\begin{array}{r} 10 \\ - 1 \\ \hline \end{array}$$

$$\begin{array}{r} 4 \\ - 0 \\ \hline \end{array}$$

$$\begin{array}{r} 6 \\ - 5 \\ \hline \end{array}$$

$$\begin{array}{r} 9 \\ - 6 \\ \hline \end{array}$$

$$\begin{array}{r} 8 \\ - 2 \\ \hline \end{array}$$

$$\begin{array}{r} 7 \\ - 5 \\ \hline \end{array}$$


$$\begin{array}{r} 10 \\ - 5 \\ \hline \end{array}$$

$$\begin{array}{r} 9 \\ - 4 \\ \hline \end{array}$$

$$\begin{array}{r} 8 \\ - 4 \\ \hline \end{array}$$

$$\begin{array}{r} 7 \\ - 7 \\ \hline \end{array}$$

$$\begin{array}{r} 10 \\ - 9 \\ \hline \end{array}$$



DIRECTIONS: Solve the subtraction problems. Use counters if needed.

Name _____

Subtraction to 10 (3)

$$\begin{array}{r} 9 \\ - 2 \\ \hline \end{array}$$

$$\begin{array}{r} 10 \\ - 4 \\ \hline \end{array}$$

$$\begin{array}{r} 6 \\ - 3 \\ \hline \end{array}$$

$$\begin{array}{r} 8 \\ - 0 \\ \hline \end{array}$$

$$\begin{array}{r} 10 \\ - 6 \\ \hline \end{array}$$

$$\begin{array}{r} 8 \\ - 5 \\ \hline \end{array}$$

$$\begin{array}{r} 9 \\ - 5 \\ \hline \end{array}$$


$$\begin{array}{r} 7 \\ - 2 \\ \hline \end{array}$$

$$\begin{array}{r} 9 \\ - 3 \\ \hline \end{array}$$

$$\begin{array}{r} 5 \\ - 4 \\ \hline \end{array}$$

$$\begin{array}{r} 7 \\ - 4 \\ \hline \end{array}$$

$$\begin{array}{r} 9 \\ - 9 \\ \hline \end{array}$$



DIRECTIONS: Solve the subtraction problems. Use counters if needed.

Name _____

Addition *Word* Problems

Ben has 4 beach balls. Sam has 3 beach balls. How many beach balls do the kids have all together?

Lee has 2 scoops of chocolate ice cream and 1 scoop of vanilla ice cream. How many scoops of ice cream does Lee have all together?

Max caught 5 fish in the lake. Chad caught 4 fish in the lake. How many fish did the boys catch all together?

Jake made 5 dollars selling lemonade. Tom made 3 dollars. How much money did they make all together?

Sue found 6 shells on the beach. Jane found 4 shells on the beach. How many shells did the girls find all together?


Heath caught 3 fireflies in his jar. Sam caught 2 fireflies on his jar. How many fireflies did they catch all together?

DIRECTIONS: Draw a picture to help you solve each word problem.
Write the addition problem in the box and solve it.


Name _____

Subtraction ²WORD Problems

Grace had 6 scoops of ice cream. She ate 2 scoops. How many scoops are left?




Brad grew 9 strawberries in his garden. He ate 3 of them. How many strawberries are left?




7 butterflies were on the flowers. 5 butterflies flew away. How many butterflies are left?




3 kids were swimming in the pool. 2 kids went home. How many kids are left in the pool?




8 flowers were growing in the garden. A boy picked 3 flowers. How many flowers are left?



There were 10 popsicles in the freezer. Scarlett ate 3 of them. How many popsicles are left?


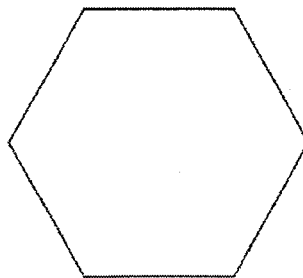

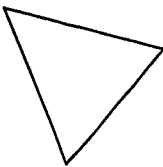
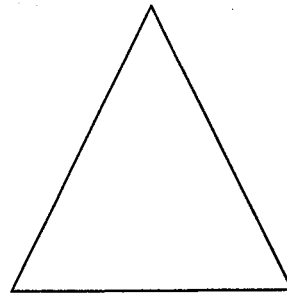



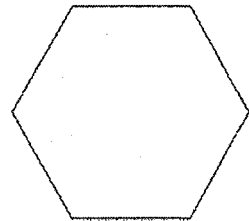




DIRECTIONS: Draw a picture to help you solve each word problem. Write the subtraction problem in the box and solve it.




Name _____

Identify Plane Shapes

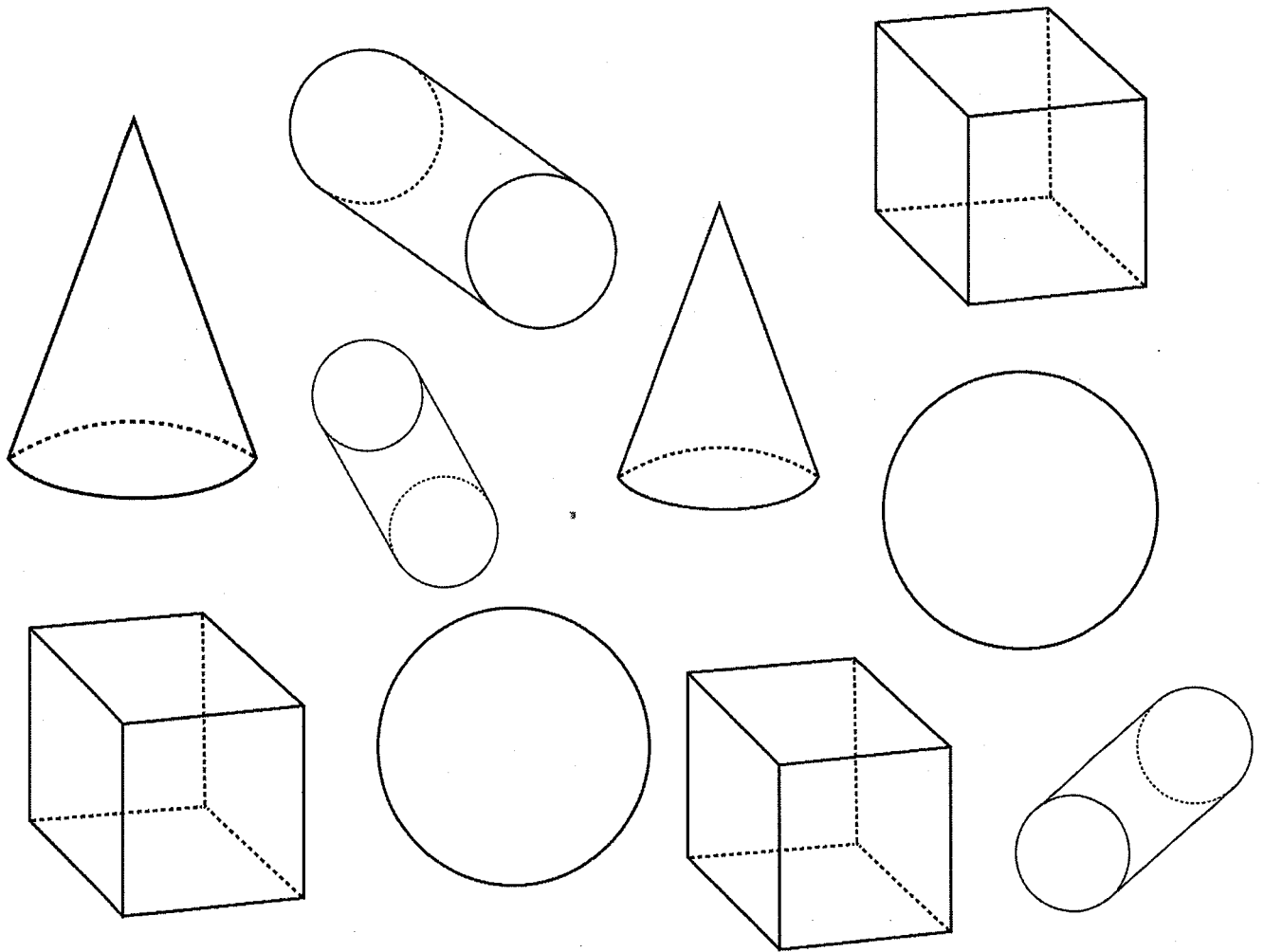


DIRECTIONS: Color the circles red. Color the squares orange. Color the triangles yellow.
Color the rectangles blue. Color the hexagons purple.




Name _____

Identify Solid Shapes

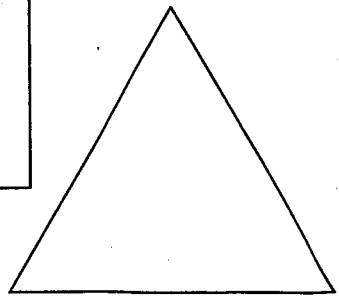



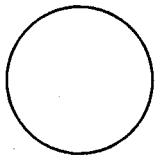




DIRECTIONS: Color the cubes purple. Color the cones pink. Color the spheres brown.
Color the cylinders black.



Name _____

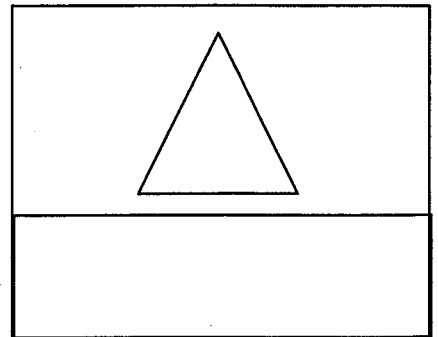
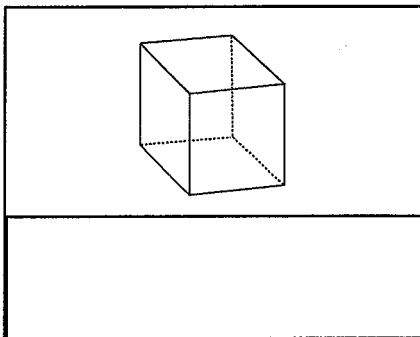
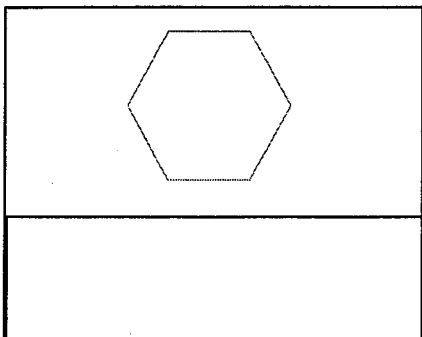
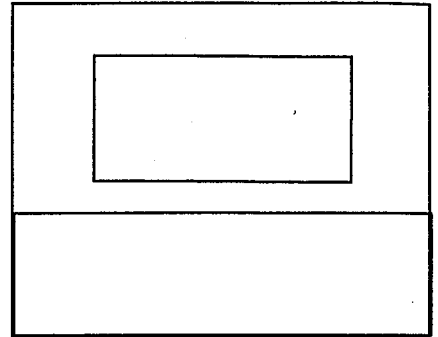
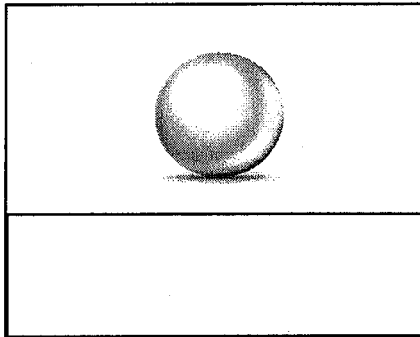
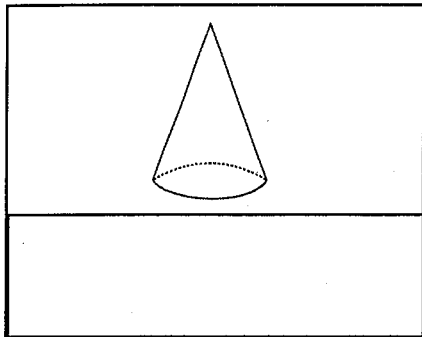
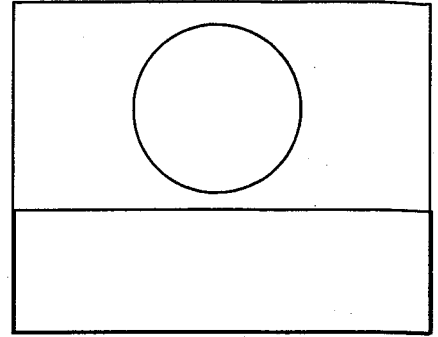
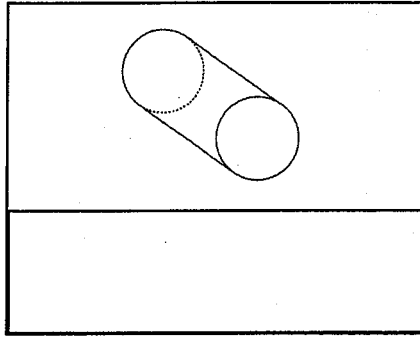
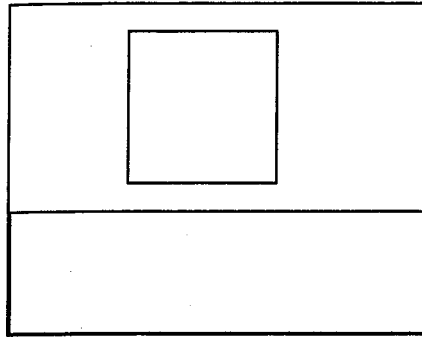
Shape Picture



DIRECTIONS: Color the shapes. Cut them out and use them to create a picture in the box above.

Name _____

Identify Shapes



square

triangle

rectangle

cube

hexagon

cone

sphere

cylinder

circle

DIRECTIONS: Cut out the shape names and glue them in the correct box. Color the plane shapes red. Color the solid shapes blue.